



MATHEMATICS

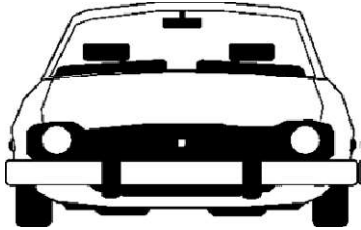
CH:1 – Where To Look From?

Name: _____

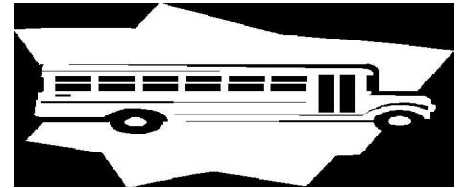
Date: _____

Class: III Sec: ____

1. Underline the correct view to look at these things:





TOP / SIDE / FRONT

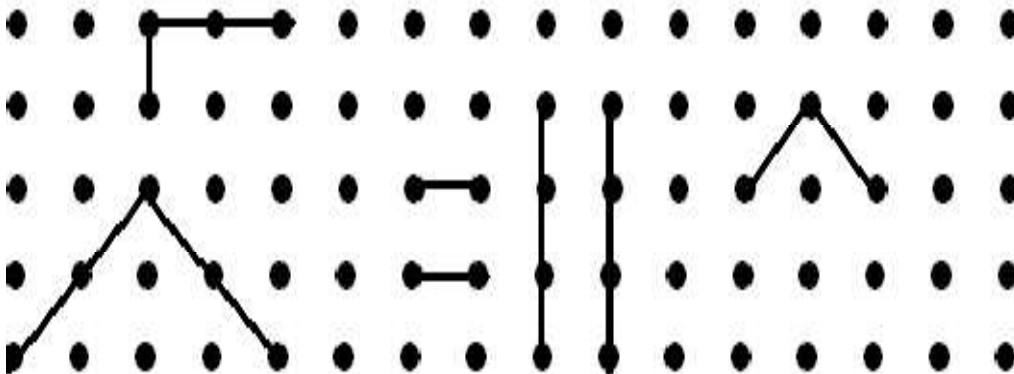


TOP / SIDE / FRONT

2. Observe the following figures and complete the other half.



3. Complete these figures to form the basic shapes.





INDIAN SCHOOL NIZWA - WORKSHEET

4. Guess the words by looking at these halves and complete them:


BOOK

**V
A
Y**

DICE

**V
E
C**

5. Draw the top view of any thing in the space provided.



6. Draw the Line of Symmetry for the following:

A M U W

